

EN | FINAL, TWINGO

Brushing machines

Finest structuring and smoothing in various sizes



Final series

Highly efficient brushing machine FINAL

1100 / 1350

Final is highly efficient brushing machine for final adjustment of surfaces – fine sanding, structuring, smoothing, and other completion works, and individual surface adjustment procedures are based on the type of applied machine - brushes.

Final also offers the variability of operating aggregates (tools) and their oscillation for optimizing the achieved results.

→ Introduction

Standard and Optional equipment

Technical Specifications

HOUFEK technological Solutions




Features

- Highly efficient brushing machine
- Workpiece height up to **160 mm**
- Motor power up to **5,5 kW**
- **10,4"** NC Touchscreen control panel

Applications

- Fine sanding, structuring, smoothing, and other completion works
- Fixed table enables to fit the machine in a production line

STANDARD AND OPTIONAL EQUIPMENT



Standard equipment

- Fixed table height - height adjustable disc brush unit
- Sliding unit D - disc brush unit in two rows with oscillation
- Frequency inverter - variable speed of disc 50 - 300 RPM
- Unit B - drum brush unit with oscillation, speed 1000 RPM
- Manual adjustment of oscillation travel - 20, 40, 60, 80, 100 mm
- Brush height 20 - 100 mm with 100 mm thick workpiece
- Working widths 1100 mm, 1350 mm
- Disc Ø 250 mm, 1100 mm width - 9 discs, 1350 mm width - 11 discs
- Reverse run for disc brush unit D
- 24 keyways per disc - in 12 pairs, length of keyway 70 mm
- 2 (B), 3 (D), 4 (BB), 5 (DB), 6 (BBB), 8 (BBBB), 10 (DDBB) pressure rollers, Ø 50 mm
- Maximum workpiece height 100 mm
- Automatic star / delta switch
- Two feed speeds 4,5 / 9 m/min
- Touchscreen 10,1" control panel
- Digital readout of workpiece height and brush pressure
- Position of brushes by electronic sensor
- Drum brush shaft diameter 60 mm
- Min . / Max. diameter of drum brush 150 - 300 mm (DB, DBB, DDBB)

Optional equipment

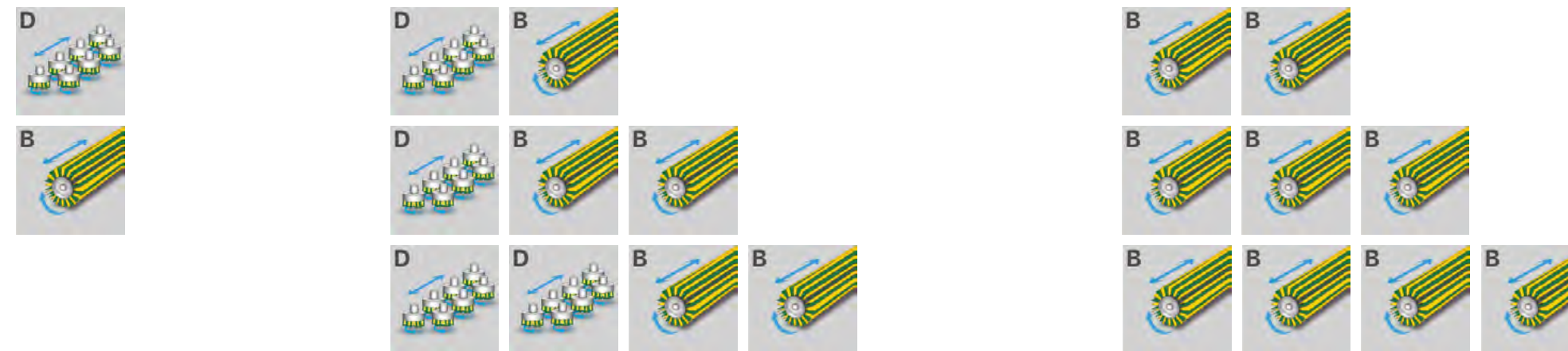
- Motor 3 kW (4 HP), 5,5 kW (7,5 HP), 7,5 kW (10 HP) for drum brush unit
- Feed belt motor frequency inverter - speed 3 - 15 m/min
- Frequency inverter for oscillation- variable speed 20 - 60 RPM
- Variable speed of disc - range 50 - 600 RPM
- Frequency inverter for motor of drum brush unit B - variable speed 50 - 300 RPM
- Frequency inverter for motor of drum brush unit B, 7,5 kW - variable speed 50 - 300 RPM
- Frequency inverter for motor of drum brush unit B - variable speed 180 - 1000 RPM
- Frequency inverter for motor of drum brush unit B - variable speed 400 - 2400 RPM
- Frequency inverter for motor of drum brush unit B, 7,5 kW - variable speed 400 - 2400 RPM
- Reverse run for brush unit B
- Setting of the unit B at an angle (only with P85 17)
- Side brushes electronically adjustable, max brush diameter 150 - 300 mm, L=150mm
- Automatic feed belt tracking
- Front and rear table extension
- Machine modification - max. workpiece height 150, 250 mm
- Vacuum table
- Vacuum pump for width 1100, 1350 mm + silencer
- Module for feed belt cleaning
- Pneumatic blast gate Ø 150, 180 mm (only for width 1350 mm) - 1 pc

TECHNICAL SPECIFICATIONS

BRUSHING MACHINE
FINAL

FINAL BRUSHING MACHINE		1100 B	1350 B	1100 D	1350 D
Max. working dimensions (W x H)	mm	1100	1350	1100	1350
Feed belt speed	m/min	4,5 / 9	4,5 / 9	4,5 / 9	4,5 / 9
Motor	kW	4	5,5	2,2	2,2
Tool diameter	mm	150 - 300	150 - 300	250	250
Tool length	mm	1100	1350	1100	1350
Spindle speed	rpm	1000	1000	50 / 300	50 / 300
Machine dimensions (L x W x H)	mm	1750 x 2200 x	2000 x 2200 x	1750 x 2200 x	2000 x 2200 x
Weight	kg				

UNIT CONFIGURATIONS



1. SLIDING UNIT D
2. DRUM BRUSH UNIT B
3. MOTORIZED STROKE OF WORKING UNITS
4. ELECTRIC LIFT OF OPERATING UNITS

5. UNIT D OSCILLATION

Twingo series

Small-scale construction perfected for medium-sized workpieces

400 / 600

The TWINGO brushing machine serves for processing of surfaces of small and medium-size workpieces from wood or composite materials produced on the basis of wood and some plastic substances.

With respect to these properties the TWINGO brushing machine is used for small and medium-size wood-processing companies and manning of the machine is ensured by two persons.

→ Introduction

Standard and Optional equipment

Technical Specifications

HOUFEK technological Solutions



Features

- Brushing medium-size workpieces
- Workpiece height up to **300 mm**
- Motor power up to **6 x 4 kW**
- Easy to use multipurpose machine

Applications

- Fine sanding, structuring, smoothing, and other completion works
- Twingo is suitable for small and medium woodworking facilities

STANDARD AND OPTIONAL EQUIPMENT



Standard equipment

- Ø 120–300 mm, working length 400, 600 mm
- Independent height adjustment of working units
- Shaft Ø 40 mm
- Two height adjustable rubbered pressure rollers for one sanding unit
- Motorized working unit height adjustment with table height scale
- Automatic star / delta switch
- Two feed belt speeds 4,5 / 9 m/min
- Working tools not included

Optional equipment

- Motor 5,5 kW (7,5 HP), 7,5 kW (10 HP) available for width 600 mm only
- Cross belt unit Q with electronic workposition measuring
- Feed belt motor frequency inverter - speed 3 - 15 m/min
- Brushing motor frequency inverter - one working unit (RPM 180–1000)
- Frequency inverter for side brush motors (RPM 180–1000)
- Brushing unit oscillation with switch OFF possibility
- Amperemeter for brushing motor
- Electronic measuring of working unit position with digital display
- Forward / reverse shaft rotation
- Forward / reverse shaft rotation for side brush units
- Side brushing unit with horizontal and vertical adjustment, table with fence and component hold down
- Diameter of tool 150 – 240 mm, working length 150 mm
- Automatic feed belt tracking
- Front and rear extension table - 500 mm
- Carriage with 4 wheels
- Vacuum table
- Vacuum pump + silencer

TECHNICAL SPECIFICATIONS

BRUSHING MACHINE
TWINGO

TWINGO 400 BRUSHING MACHINE

		B	2B	3B	4B	5B	6B
Max. working dimensions (W x H)	mm	400 x 300	400 x 300	400 x 300	400 x 300	400 x 300	400 x 300
Feed belt speed	m/min	4,5 / 9	4,5 / 9	4,5 / 9	4,5 / 9	4,5 / 9	4,5 / 9
Motor	kW	4	2 x 4	3 x 4	4 x 4	5 x 4	6 x 4
Tool diameter	mm	120 – 300	120 – 300	120 – 300	120 – 300	120 – 300	120 – 300
Tool length	mm	400	400	400	400	400	400
Spindle speed	rpm	1140	1140	1140	1140	1140	1140
Machine dimensions (L x W x H)	mm	1500 x 1000 x 1750	1700 x 1000 x 1750	2300 x 1000 x 1750	2900 x 1000 x 1750	3460 x 1000 x 1750	4065 x 1000 x 1750
Weight	kg	435	655	1070	1360	2210	2350

TWINGO 600 BRUSHING MACHINE

		B	2B	3B	4B	5B	6B
Max. working dimensions (W x H)	mm	600 x 300	600 x 300	600 x 300	600 x 300	600 x 300	600 x 300
Feed belt speed	m/min	4,5 / 9	4,5 / 9	4,5 / 9	4,5 / 9	4,5 / 9	4,5 / 9
Motor	kW	4	2 x 4	3 x 4	4 x 4	5 x 4	6 x 4
Tool diameter	mm	120 – 300	120 – 300	120 – 300	120 – 300	120 – 300	120 – 300
Tool length	mm	300	600	300	600	300	600
Spindle speed	rpm	1140	1140	1140	1140	1140	1140
Machine dimensions (L x W x H)	mm	1500 x 1200 x 1750	1700 x 1200 x 1750	2300 x 1200 x 1750	2900 x 1200 x 1750	3460 x 1200 x 1750	4065 x 1200 x 1750
Weight	kg	500	840	1300	1800	2500	2640

1. CROSS BELT Q
2. UNIT B OSCILLATION
3. BRUSHING ABRALON ROLLER
4. SIDE BRUSHING UNIT

Introduction

→ **Standard and Optional equipment**

→ **Technical Specifications**

HOUFEK technological Solutions




Brushing machines Technological solutions HOUFEK

Houfek brushing machines can be fitted with various aggregates for fine sanding, structuring, smoothing, and other completion works.


The production line FINAL and TWINGO brushing machines represent machines of modular construction, which allows arranging various machines based on customer's requirements.

On customer's request, these standard-delivered groups may be completed or adjusted by further accessories expanding or adjusting their work options (including higher power of driving motors).



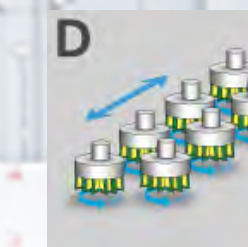

UNIT Q

		FINAL		TWINGO	
		Standard	Optional	Standard	Optional
Sanding belt size	mm	-	-	70x2200	-
Motor power	kW	-	-	2	-
Electronic position measuring		-	-	•	-
Adjust the unit at an angle	°	-	-	± 5	-



UNIT B

		FINAL		TWINGO	
		Standard	Optional	Standard	Optional
Min./Max. brush roller diameter	mm	150 / 300	-	150 / 300	-
Clamping shaft	mm	60	-	40	-
Motor power	kW	4 / 7,5	7,5	4	5,5 / 7,5
Roller unit oscillation		•	-	-	•
Shaft speed	rpm	1000	50-300 180-1000 400-2400	1000	180-1000



UNIT D

		FINAL		TWINGO	
		Standard	Optional	Standard	Optional
Disc diameter	mm	250	-	-	-
Discs	pcs	9 / 11	-	-	-
Disc speed	rpm	50 - 300	50 - 600	-	-
Motor power	kW	2,2	3	-	-
Disc unit oscillation		•	-	-	-

[Introduction](#)

[Standard and Optional equipment](#)

[Technical Specifications](#)

→ **HOUFEK technological Solutions**



**We export to 45 countries
worldwide.
Our machines run also
in overseas states.**



**Houfek a.s.
Obora 797
582 82 Golčův Jeníkov
Czech Republic**



+420 569 430 700
+420 737 243 917
+420 737 243 911



export@houfek.com



www.houfek.com



EUROPEAN UNION
European Regional Development Fund
Operational Programme Enterprise
and Innovations for Competitiveness

